

KERAPROTECT®

THE DISTINCTIVE CLASSIC,
ROUGH AND
SANDY PROTECTED.



ströher®
Clinker. Ceramics. Competence.

KERAPROTECT®



ONCE KNOWN AS THE “DUTCH“ BRICK SLIP – NOW AN INTERNATIONAL SUCCESS.

As rough and grainy as sharkskin is the feel of this classic “Dutch” tile to the touch. The unusual clinker look is not the only advantage this sturdy ceramic with the special tunnel kiln quality has to offer. Whether a new development or the renovation of an older structure, the same questions arise again and again: Is heat being lost too quickly to the outside? Is noise entering the building too easily? For noise can be as annoying as the unavoidable maintenance costs of other facade claddings. A facade clad with Keraprotect, however, offers you durable protection of extruded ceramics at optimal costs.



7020/405

THE DISTINCTIVE
CLASSIC,
ROUGH AND
SANDY PROTECTED.

KERAPROTECT®

COARSE SAND. UNMISTAKEABLE. CLASSIC.




FIRINGS AND FORMATS



410 groningen
Δ < 6 % · DIN EN 14411, Gr. All_a-Tsd₁

NF



405 amsterdam
Δ < 3 % · DIN EN 14411, Gr. Al_b

NF




415 breda
Δ < 3 % · DIN EN 14411, Gr. Al_b

NF



416 rotterdam
Δ < 3 % · DIN EN 14411, Gr. Al_b

NF



429 aardenburg
Δ < 3 % · DIN EN 14411, Gr. Al_b

NF




430 den haag
Δ < 6 % · DIN EN 14411, Gr. All_a-Tsd₁

NF



413 utrecht
Δ < 6 % · DIN EN 14411, Gr. All_a-Tsd₁

NF



417 eindhoven
Δ < 3 % · DIN EN 14411, Gr. Al_b

NF

KERAPROTECT®



COARSE SAND. UNMISTAKEABLE. CLASSIC.

PRODUCT DETAILS

KERAPROTECT®

DIN EN 14411



format no.	7020	7021
description	clinker brick slips	corner ¹⁾
nominal size (cm)	NF	NF
production size (mm)	240 x 71 x 11	240 x 115 x 71 x 11
415 breda	★ PG 11 ●	★ PG 77 ●
416 rotterdam	★ PG 14 ●	
405 amsterdam	★ PG 17 ●	
410 groningen		
413 utrecht		
417 eindhoven		
429 aardenburg		
430 den haag		
pieces per bundle	24	16
pieces per m ² /rm incl. joint	48,00	12,50
pieces per pallet	2.208	1.040
m ² /rm per bundle	0,50	1,28
m ² /rm per pallet	46,00	83,20
bundles per pallet	92	65
kg per pallet	919	593
kg per piece	0,416	0,570
kg per m ² /rm	19,968	7,125
kg per bundle	9,984	9,120
surcharge	❖	❖

★ = Discount on pallets.

● = Normally available ex stock.

PG = Price group (see price list 2017).

❖ = Minimum quantity: each open box will incur a surcharge.

¹⁾ = The Ströher standard for angular accuracy in angled brick slips is based on the DIN 105 standard for exposed clinker brickwork, but with only 50% of the permissible tolerance values. The Ströher specification is thus +/- 1°. This equates to a maximum deviation of +/- 4 mm on the stretcher side and +/- 2 mm on the header side for a corner with the 240 x 115 mm format.

The formats shown are illustrative drawings and are not binding. All information without guarantee.

* Ströher is the only German manufacturer offering a 25-year frost resistance guarantee on the following extruded products that have been correctly installed by a qualified professional tiler: Zoé, Gravel Blend, Epos, Aera T, Aera, Roccia X, Roccia, Asar, Terra, Duro, TerioTec® X Profile, TerioTec® X, TerioTec®, Secuton®, Stalotec®, Kontur, Stiltreu, Riegel 50, Handstrich, Steinlinge, Glanzstücke, Zeitlos, Keraprotect® and Keravette®. Please find further explanations in our general terms and conditions.



Completely frost-resistant
*25 year guarantee



Tunnel kiln fired



Suitable for
insulation systems



Wheatproof



Economic



In compliance
with DIN EN



Fade-free and
colourfast



Easy maintenance
and hygienic



Ecofriendly



Resistant to
chemicals



Glow and
fireproof



Anti-static

HOW TO APPLY CLINKER BRICK SLIPS CORRECTLY TO A FACADE



PREPARATION: Before applying the slips, the visible dimensions of the window and door lintels need to be worked out. It is rare that the reveal and lintel measurements correspond to the standard brick slip sizes. This is why the joints between the brick slips need to be adjusted. The overview dimensions calculated are then also transferred to the outside corners.

PROCEDURE: After working out the heights at the corners of the walls, the angles at the outer corners are applied using the floating-buttering method. "Floating" describes the application of the adhesive using a notched trowel in medium-bed adhesive. "Buttering" means coating the back of the brick slip with adhesive using a spatula or trowel. Before the surface is worked, the connections between stretches of masonry first need to be determined. In most cases, 'disordered' joining is recommended in which five head ends per square metre are included. The head visually forms the front end of an entire brick and in the case of clinker slips is cut from the surface using a tile cutter or a radial cutter.

JOINTING: After applying the clinker slips and after a corresponding drying time (see the adhesive manufacturer's instructions), a start can be made on grouting. Clinker slips with smooth surfaces can be processed by the slurry method. There are a number of grouts on the market but some have plastic and pigment additives. For this reason, you should always consult the mortar manufacturer regarding suitability before choosing the grout. All rough, patinated and textured surfaces are grouted with a conventional pointing trowel and a metal float.



Window lintel perfectly replicated with angles.



The corner angles are worked using the floating-buttering method.



Use a string to plumb the clinker area. The clinker slips are pressed into the adhesive bed.



The finished surface. Grouting can be done after the appropriate drying time.



CONVENTIONAL GROUTING WITH POINTING TROWEL

The following Ströher series must be grouted by conventional methods: STILTREU, KONTUR, RIEGEL 50, HANDSTRICH, STEINLINGE, ZEIFLOS, KERAPROTECT®

Grouting using pointing trowel and metal float along the horizontal.



The vertical joints can be finished more easily with a smaller pointing trowel.



Jointing with a trowel allows you to create different looks.



Sweeping out the joint gives it a corresponding structure.



The finished joint pattern. Full masonry stretches are grouted at one go.

ströher
Clinker. Ceramics. Competence.

